

INFORMATION BROCHURE

DIPLOMA 2026

APPLICATION and COUNSELLING



**ARUNACHAL PRADESH
STATE COUNCIL FOR TECHNICAL EDUCATION**

Under

**DIRECTORATE OF HIGHER & TECHNICAL EDUCATION,
GOVT. OF ARUNACHAL PRADESH ITANAGAR**

Index:

Sl. No.	Contents	Page No.
1	Important Dates	4
2	Introduction	5
3	Eligibility	5
4	Reservation Policy	5
5	Online Registration for Diploma Admissions	6
6	Registration Fees	6
7	Registration and Allotment Procedure	6
8	Distribution of Sets	6
9	Generation of Merit List	7
11	Screen-shots of Procedure (as visible ONLINE)	8-16
12	Subsequent Login for Registered Students	17
13	Choice Filling	17
14	Seat Allotment	17
15	Allotment Policy	17
16	Documents required for Registration	18
17	Seat Matrix	19
18	Candidate Category	20
19	Conversion Rules	20
20	Details of Institutions available in the State	21-27

Important: Candidates are advised to provide their working mobile nos. and create and provide email-id wherever required as all information will be shared in these. They are also advised to preserve their password of e mail id for further use.

DIPLOMA 2026

IMPORTANT DATES

DIPLOMA APPLICATION AND COUNSELLING	
Online Submission of Application Form	24-04-2026 to 30-05-2026
Publication of Merit List	05-06-2026
Declaration of 1st Round of Seat allotment	16-06-2026
Admission in respective Institution	17-06-2026 to 26-06-2026
Declaration of 2nd Round of seat allotment	03-07-2026
Admission in respective Institution	06-07-2026 to 11-07-2026

IMPORTANT ADDRESS/NUMBERS

Website Address (For Online Form Submission)	www.apdhte.nic.in
Official Website (For general information)	www.apdhte.nic.in
Email	apjeeengg@gmail.com
Important contact details	Mr. Mithun Sarkar 09863387516 (Whatsapp only)

INTRODUCTION

The Arunachal Pradesh State Council for Technical Education (APSCTE), an autonomous body under the Directorate of Higher and Technical Education, Government of Arunachal Pradesh will conduct the Online Counselling for nomination of candidates in the various Diploma courses in the Polytechnics in the state and also against the seats made available to the State by the Govt. of India, if any. The selection of candidates shall be on the basis of Merit in the Qualifying Examination of class X.

ELIGIBILITY:

1. All Arunachal Pradesh Scheduled Tribe (APST) candidates, children of Non-APST employees of the State Government, the Central Government & the Central Public Sector Undertaking serving in Arunachal Pradesh and all the others residing in Arunachal Pradesh for the last 3 years or more and who have passed the qualifying examination of Class X from any of the schools within Arunachal Pradesh are eligible to apply for ONLINE Counselling.
2. The minimum academic qualifications to be eligible for counselling and admission in the various courses will be as follows:
 - i) Passed Class X or equivalent from a Govt. recognized Board with English, Science and Mathematics as compulsory subjects for engineering courses viz. Civil Engg., Computer Science & Engg., Electrical Engg., Electrical & Electronics Engg., Mechanical Engg.
 - OR
 - ii) Passed class X for Diploma in Travel & Tourism Management

RESERVATION POLICY:

The distribution of seats as per the Reservation Policy of the State notified vide No. HTE-18/1/2023-HTE-BR-HTE dated 03.03.2026 shall be as follows:

Categories	Criteria	% of seats
a. CATEGORY-I (OPEN)	i. APST candidates ii. Children of Non-APST State Government employees. iii. Children of employees of All India Services / Central Government organizations & Central Public Sector Undertakings serving within the territory of Arunachal Pradesh iv. All others, not included in any of the above categories with the condition that: <ol style="list-style-type: none"> a. the candidate should have appeared/passed the qualifying examination of Class X/XII or equivalent from any of the schools within Arunachal Pradesh and b. His/her parent(s) should have been residing in Arunachal Pradesh for the last 3(three) years of more. c. Both the criteria should be fulfilled. 	20%
b. CATEGORY-II (APST)	i. Only APST candidates on the basis of Merit	80%

ONLINE REGISTRATION FOR DIPLOMA ADMISSIONS

- ✓ All eligible candidates will register Online by logging into www.apdhte.nic.in as per the notified schedule.
- ✓ During online registration, candidates are required to provide the required information viz. Gender, Category, PwD Status, Subject wise marks of class X or equivalent marks online. They will also have to upload the documents to verify the details submitted.
- ✓ To complete the registration, the candidates will have to pay the Registration fees as has been fixed. Once paid, the Registration fee is non-refundable. Therefore, the candidates are advised to ensure their eligibility before confirming their registration.

REGISTRATION FEES:

The registration fees shall be as detailed below:

APST	Rs. 500.00
Non-APST	Rs. 700.00

REGISTRATION AND ALLOTMENT PROCEDURE

- The registration and allotment procedure for Diploma seats broadly involves following stages:
 - ✓ Online registration and payment of fees
 - ✓ Verification of eligibility and other documents by state centre, finalization of registration.
 - ✓ Online choice filling, saving and locking
 - ✓ Seat Allotment
 - ✓ Online reporting to the allotted Institute / Directorate (in case of allotment in institutes of other States) within the stipulated dates.
 - ✓ Personal reporting to the allotted institutes for final admission.

DISTRIBUTION OF SEATS:

The distribution of seats will be as per the Reservation Policy of the State for admission to technical / professional institutions as may be notified and / or amended from time to time.

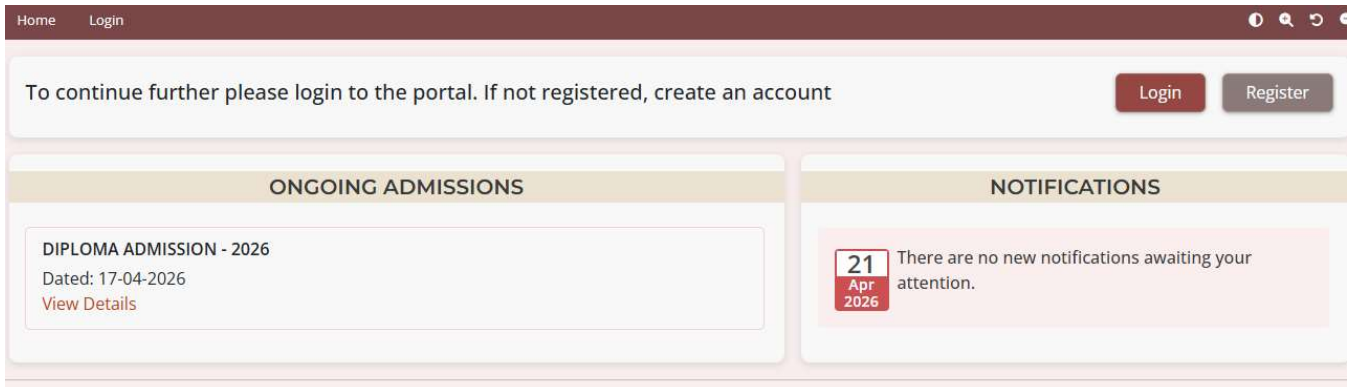
As per the reservation Policy of the State Govt. the distribution of the seats amongst the various categories will be as mentioned below:

Categories	%age of seats
a) CATEGORY-I (OPEN)	20%
b) CATEGORY-II (APST)	80%

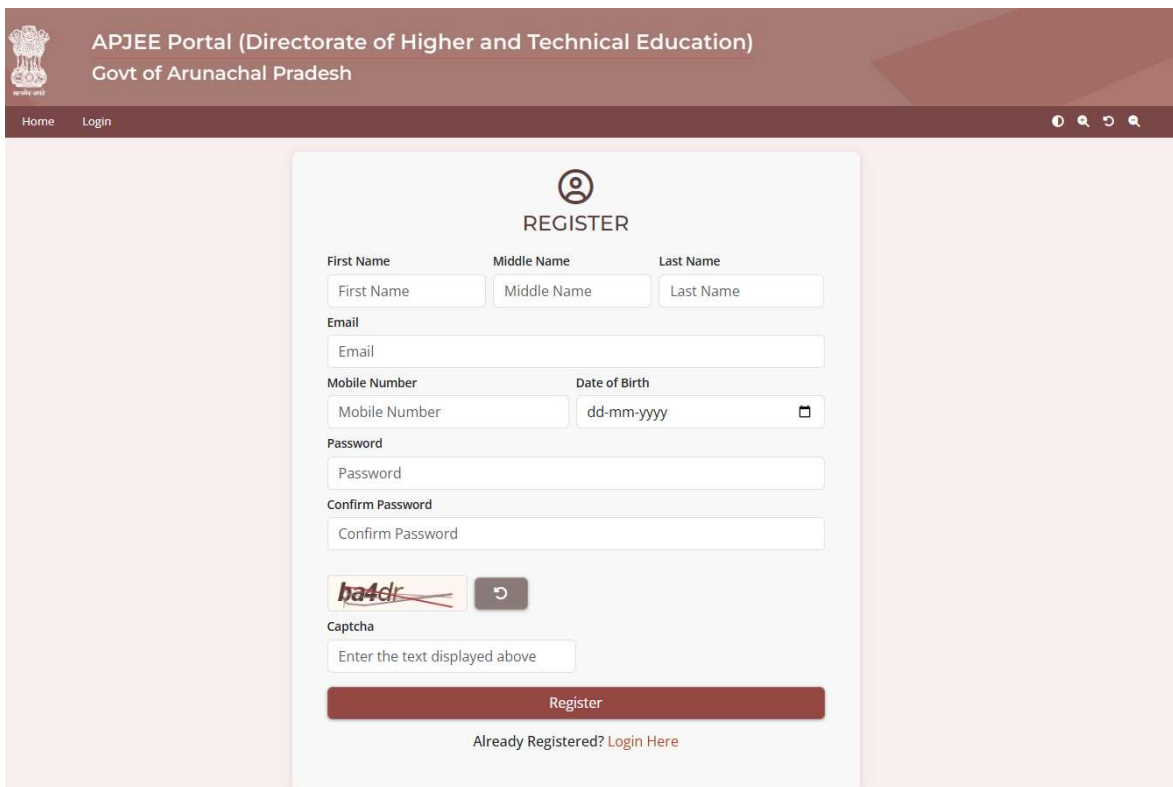
From the above distribution, 5% seats in Diploma in Engineering Course shall be reserved for PwBD candidates. However, such candidates should produce the requisite certificate from a competent Medical Board and the candidate should be capable of undergoing the course with his/her physical condition.

GENERATION OF MERIT LIST:

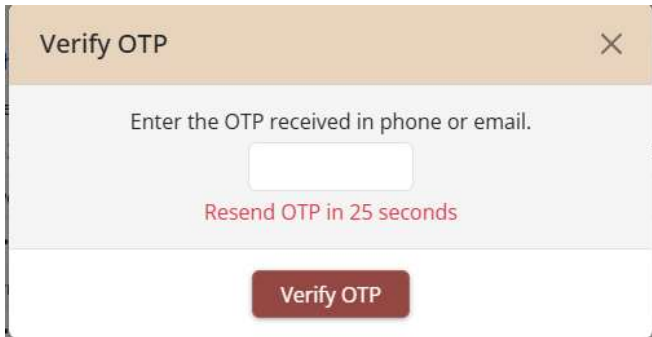
1. Common Merit List will be prepared for all the eligible applicants as per the marks obtained in the 5 (Five) best scoring subject in the qualifying examination i.e. class X.
2. Applicants passing in English, Mathematics and Science shall be eligible for all the Diploma Courses.
3. Applicants not passing/ appearing in either Maths or Science or both in Class X examination will be eligible for Diploma in Travel & Tourism Management.
4. In case of a tie, the candidate having more marks in the science and maths will be ranked higher.
5. In case there is a further tie as per clause 4 above, the older student shall be ranked higher than the younger candidate.



➤ Fill the data as required in the Form below with correct information and Click on **“Register”**



Verifying Mobile Number using OTP received either in Mobile or Email



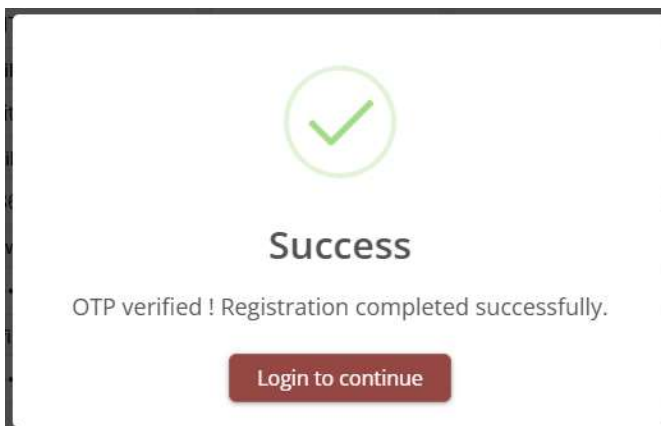
Verify OTP

Enter the OTP received in phone or email.

Resend OTP in 25 seconds

Verify OTP

- On successful verification the following popup will get displayed:

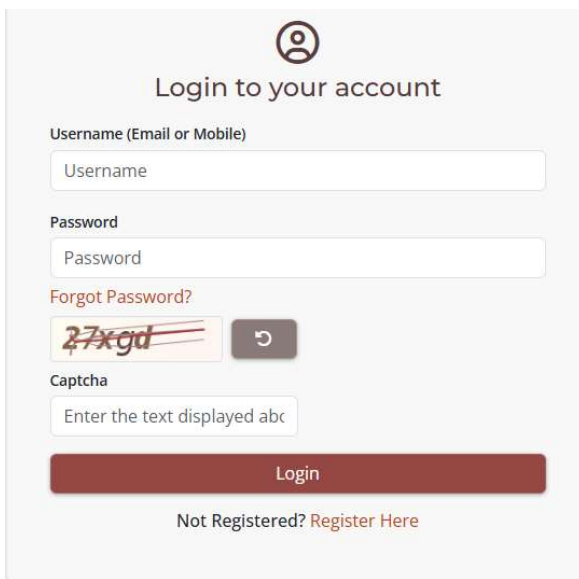


Success

OTP verified ! Registration completed successfully.

Login to continue

- Click on the **Login to Continue** Button
- This will redirect to the Login Screen as below:



Login to your account

Username (Email or Mobile)

Password

Forgot Password?

~~27xgd~~ ↺

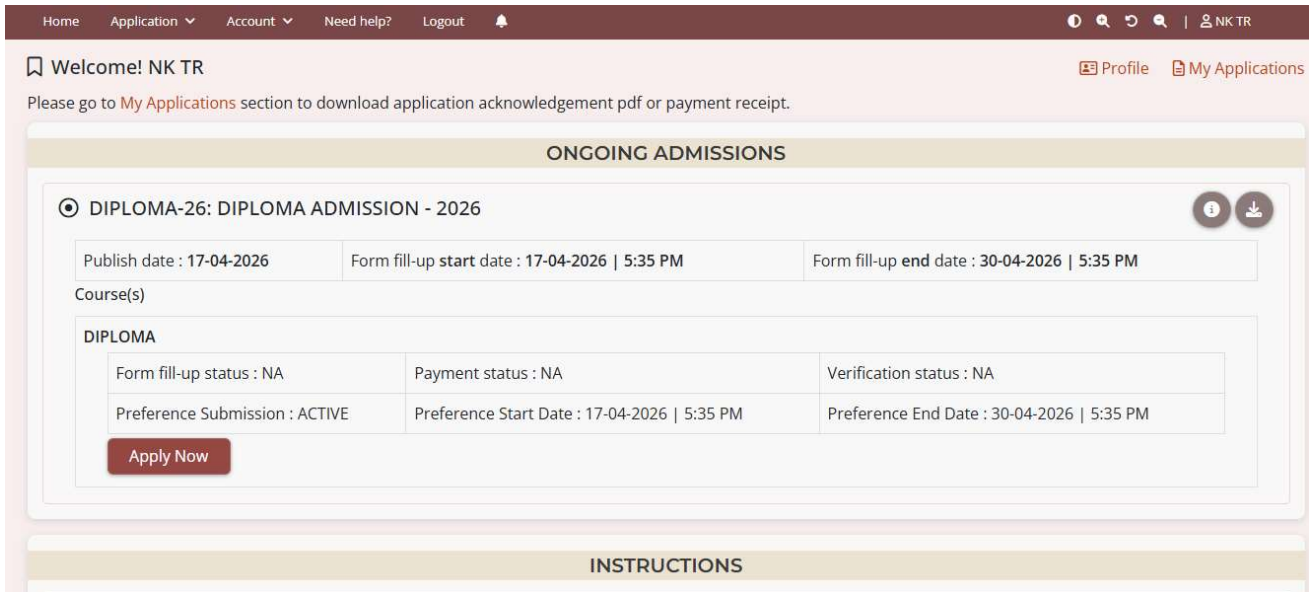
Captcha

Login

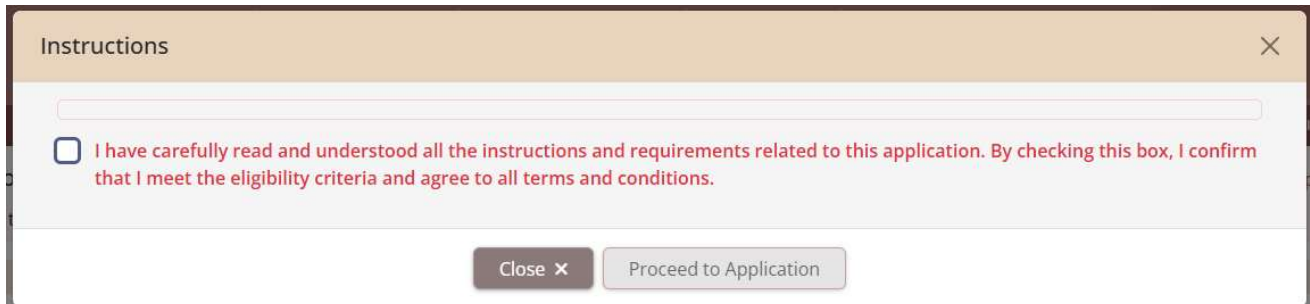
Not Registered? [Register Here](#)

- Now login with the credential such as Mobile No. or email as User ID and Password as provided during registration and Click on **Login**

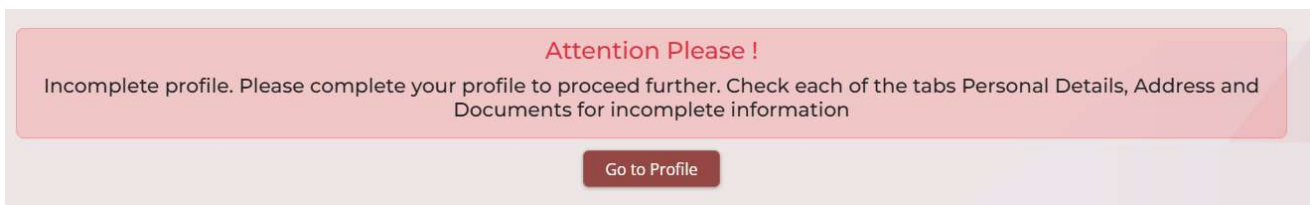
- This will prompt you for OTP
- Enter OTP received in Mobile OR Email to verify and login to Dashboard
- After successful Login, the following Dashboard will Open as below:



- Click on **Apply Now** button to get the Instruction Page as below:

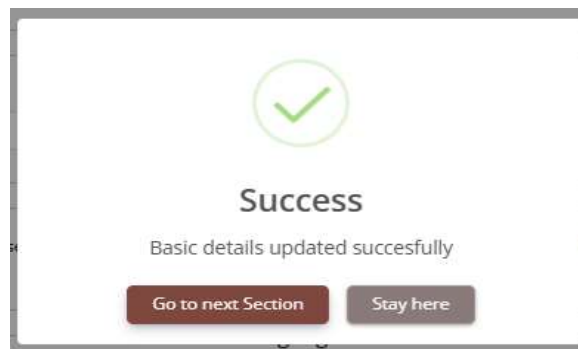


- Select the Check Box and Click on Proceed to Application
- This Page will be displayed as the Profile has not been updated yet.
- Click on **Go to Profile**.
- The following Form will open. Fill the Form and Click on **Save** Button

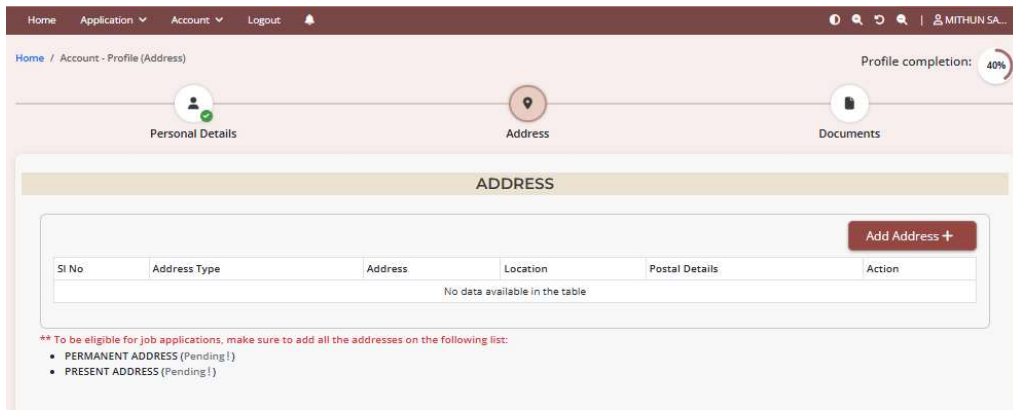


PERSONAL DETAILS			
Basic Details			
Name *	: NK TR	Email *	: test@gmail.com
Date of birth *	: 04-04-2010	Phone *	: 9436223475
**Note: The details provided above have been auto-populated from your account profile. Kindly navigate to "Account > Settings > Account Details" to make any modifications to this information.			
Father's Name *	<input type="text" value="JKH"/>	Mother's Name *	<input type="text" value="HJG"/>
Gender *	<input type="text" value="MALE"/>	Alternate Mobile Number	<input type="text" value="Alternate Mobile Number"/>
Nationality *	<input type="text" value="INDIAN"/>	Religion *	<input type="text" value="HINDUISM"/>
Place of Birth *	<input type="text" value="Nij"/>	Marital Status *	<input type="text" value="UNMARRIED"/>
State of Domicile *	<input type="text" value="ARUNACHAL PRADESH"/>		
Category			
Do you belong to APST category? *			
<input checked="" type="radio"/> Yes <input type="radio"/> No			
Please select the appropriate other category if applicable from the below list			
<input type="text" value="PWD"/>			

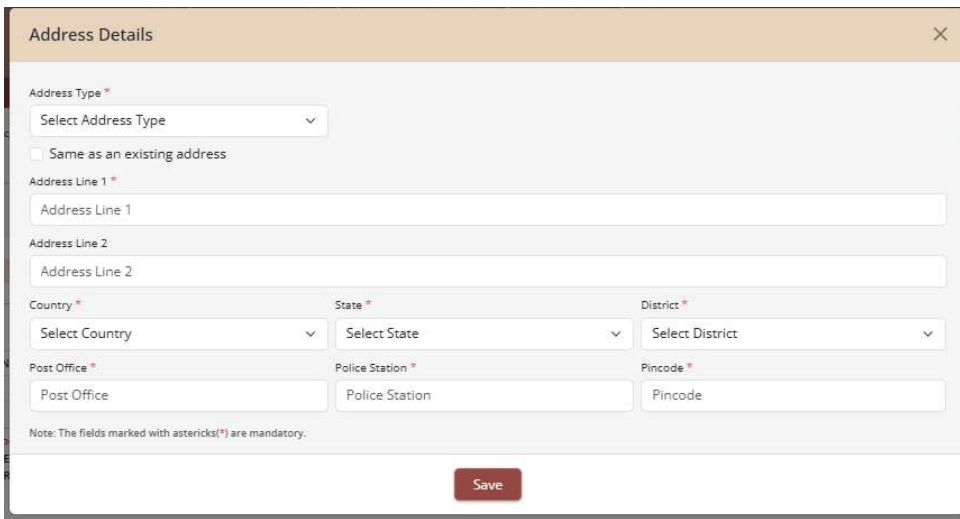
- Once information Saved, the following confirmation Page will be displayed
- Now, Click on "Save" and **"Go to Next Session"**



- The Next session will appear as below:

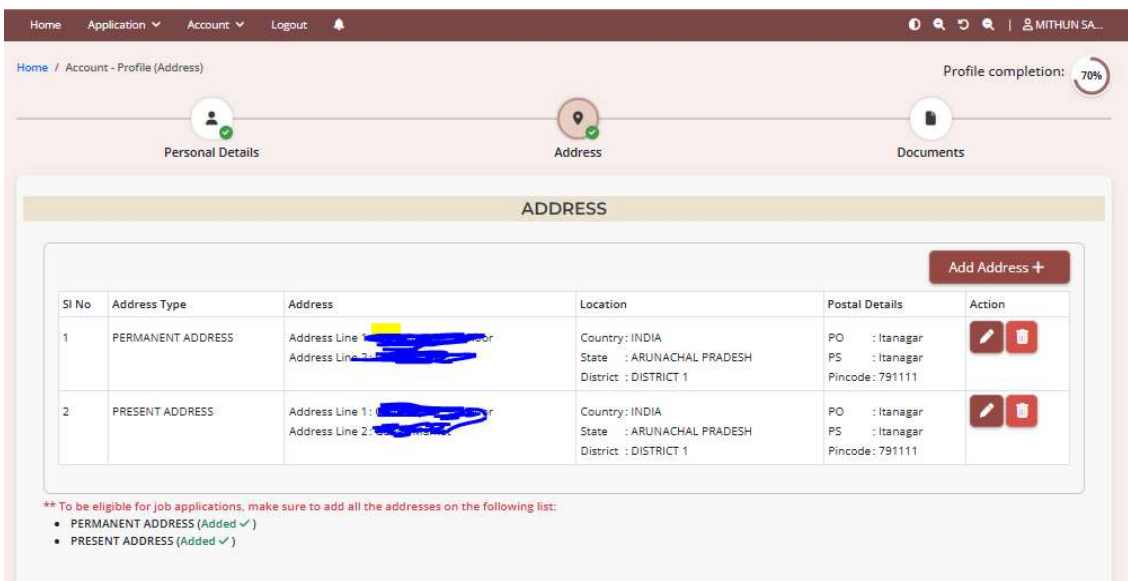


➤ Click on **Add Address**, it will display the following Page

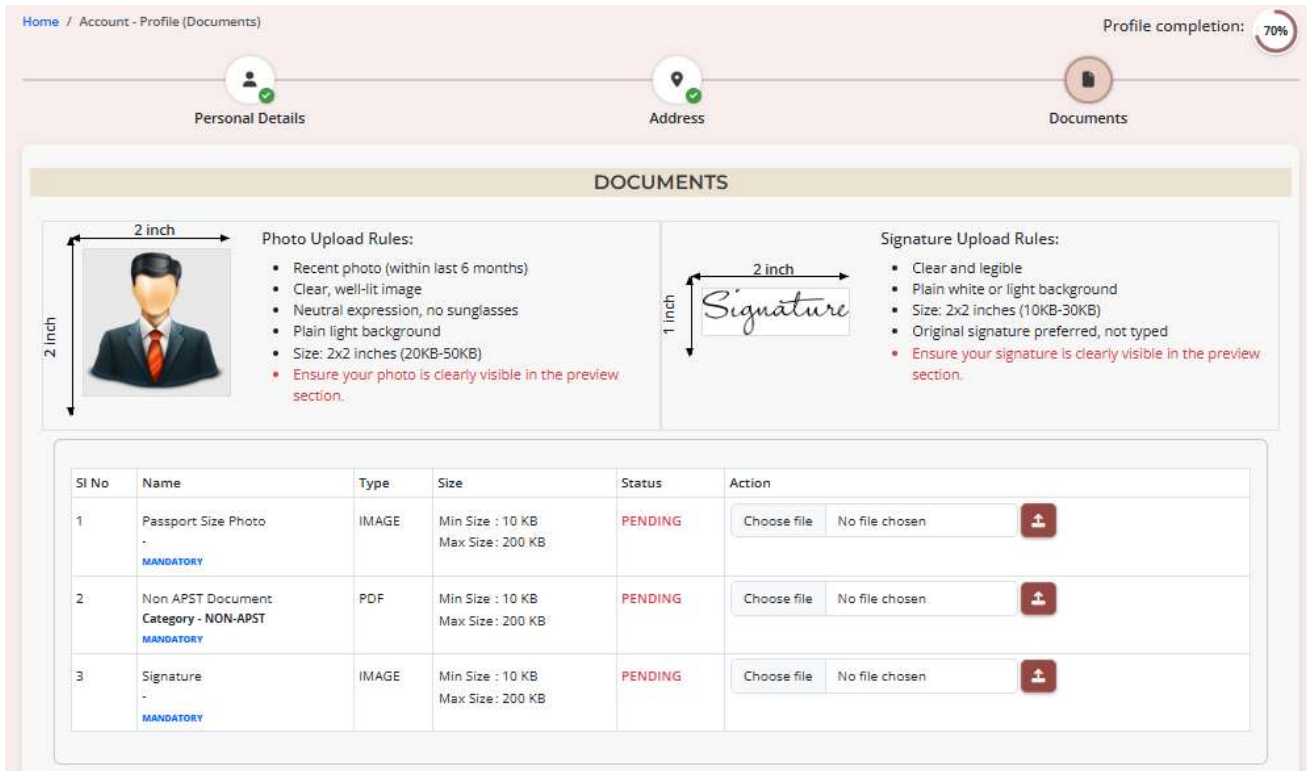


➤ Fill the Address Form (Fill both the Present and Permanent Address) and Click on Save Button

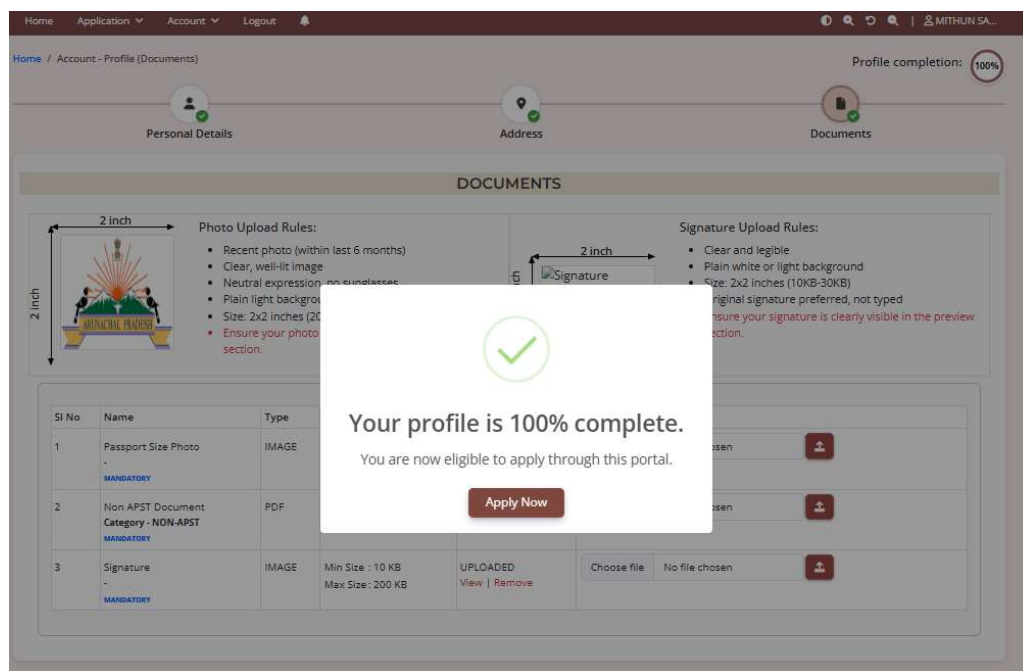
➤ The following page will be displayed on completion



- Click on Next session OR Document section, the following Page will be displayed



- Once, all document are uploaded successfully, the following Page will be displayed. Now click on Apply Now button to proceed further
 - Note: For Photo and Signature Upload .jpg file and for document use .pdf file as mentioned in the form



- This will against prompt you to the following screen
- Click on **Proceed to Apply** Button to go to next step.

Welcome! MITHUN SARKAR Profile My Applications

Please go to [My Applications](#) section to download Admit Card.

ONGOING RECRUITMENTS

DIPLOMA: DIPLOMA Admission 🔍 📄

Publish date : 05-02-2025	Form fill-up start date : 05-02-2025 05:18 AM	Form fill-up end date : 28-05-2025 09:18 AM
---------------------------	---	---

Course(s)

DIPLOMA

Form fill-up status : NA	Payment status : NA
--------------------------	---------------------

[Apply Now](#)

➤ Click on the Check Box and **Proceed to Application**

Instructions ✕

I have carefully read and understood all the instructions and requirements related to this application. By checking this box, I confirm that I meet the eligibility criteria and agree to all terms and conditions.

Close ✕
Proceed to Application

➤ In the following Screen Click on the **“Confirm Category”**

APPLICATION FORM

Category

Do you belong to APST category? *

Yes No

Your answer has been fetched from your profile and cannot be changed here. If the answer is incorrect, please update it in your profile first and then return to this application form. [Click Here](#) to go to Profile.

[Confirm Category](#)

➤ The following screen will display, Click on **“Continue Form Fill up”**



➤ Click on Continue Form Fill up Process

- In the Form view check the information filled and Add the Qualification details as below and Upload the qualification documents and go to bottom of the and check the marked options below and click on the appropriate option and Preview the Application

CLASS X

Exam Roll No * Board/University *

Institute * Course Mode * Course Status *

Year of Passing/Appearing * Marking System * PERCENTAGE (Enter 0 if appearing) *

Mandatory Subject Percentage (Auto calculated)

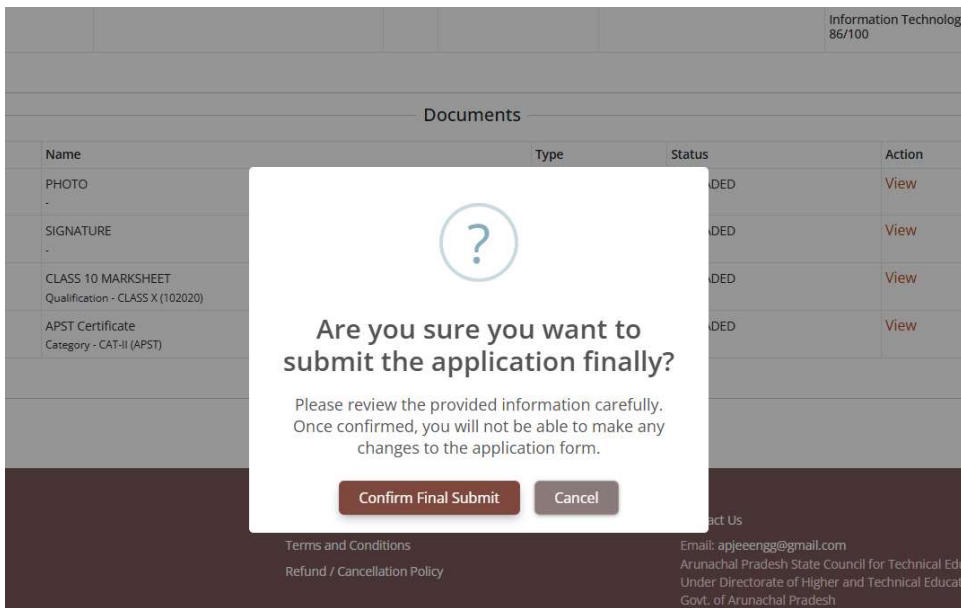
Subject Mark * (Enter mark of at least 5 subjects.)

* Subject Name	Total Mark	Mark Obtained	Action
# <input type="text" value="English"/>	<input type="text" value="100"/>	<input type="text" value="89"/>	<input type="button" value="+"/> <input type="button" value="⊗"/>
# <input type="text" value="Maths"/>	<input type="text" value="100"/>	<input type="text" value="78"/>	<input type="button" value="+"/> <input type="button" value="-"/>
# <input type="text" value="Science"/>	<input type="text" value="100"/>	<input type="text" value="95"/>	<input type="button" value="+"/> <input type="button" value="-"/>
# <input type="text" value="Hindi"/>	<input type="text" value="100"/>	<input type="text" value="90"/>	<input type="button" value="+"/> <input type="button" value="-"/>
# <input type="text" value="Information Technology"/>	<input type="text" value="100"/>	<input type="text" value="86"/>	<input type="button" value="+"/> <input type="button" value="-"/>

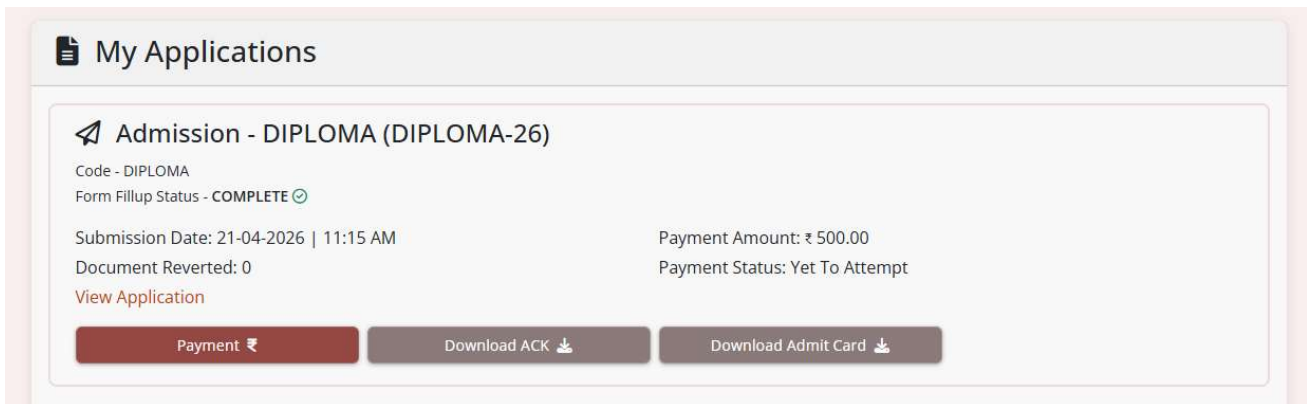
Note:
• The fields marked with astericks(*) are mandatory.

Save

- Check the Application Form data as filled. If there is correction to be made click to “Go Back to Edit Application”
- If the form data are correct, click on **Preview** and **Submit Application** as showing below:



- Click on Confirm and Final Submit as below and Go to Application Section
- The following Page will be displayed .



- Complete the Payment process by clicking on the Payment Link.

On Successful payment, the following page will be displayed. Download Acknowledgement and keep the same for future reference.

*Students are advised to Login frequently to check the status of Application and further instructions.

Subsequent login for registered Users:

- Candidates shall be able to login directly with their Application No. / Mobile No / Email and chosen Password.

Note: Candidates are advised to record/remember their password for all future logins and not to disclose or share their password with anybody. Candidates can change their password after login, if desired at any point of time.

Note :

- ✓ Candidates may take a printout (hard copy) of the registration form containing the above personal data. It is solely the responsibility of the candidates to verify that their personal data, including category, subcategory, state of eligibility, gender etc. are consistent with documentary evidence.
- ✓ If the personal data submitted / entered by a candidate is found to be incorrect either at the time of verification of certificates or during reporting or at any later stage, the allotment of seat/provisional admission is liable to be cancelled. Once these personal data are verified and submitted, candidates will not be allowed to change the personal data under any circumstances.

CHOICE FILLING

After completion of the Registration process, the candidate has to submit his / her choices programme wise and Institution wise. Candidate can alter the choices submitted until choice locking. If a candidate fails to lock the choices within the stipulated period, the choices shall be auto-locked and cannot be altered anymore.

If no choices are submitted, the candidate shall not be allotted any seat.

SEAT ALLOTMENT

During this step, the choices submitted by the candidates will be processed centrally and seats will be allotted in the order of merit, availability of seats as per the Reservation Policy of the State for a particular category and on the basis of the locked choices. The allotment result will be available on the website: www.apdhte.nic.in. Candidates should take a printout of the allotment details from website.

ALLOTMENT POLICY

As per the allotment policy seat allotment will be done in two rounds. In the first round, the seats will be allotted to the candidates and the allotment details will be available on website. If the candidate is satisfied with the allotment he/she will have to FREEZE the allotment and complete the admission process in the allotted institution otherwise the seat shall be considered as automatically surrendered and shall be available for allotment in subsequent round. If he/she wants upgradation of seat in the subsequent round he/she have to opt for FLOAT for consideration in the subsequent round. In the second round, seats will be allotted against the available vacancies at the end of first round and the results will be available on the web site. In the second round, no fresh registrations or choice filling will be permitted; registered candidates will not be allowed to

alter or resubmit their choice. Therefore, all candidates are advised to carefully fill in their choices in the first round itself. Allotment of seat will be based on a candidate's merit and his/her choices of branch/institute as per rule.

DOCUMENTS REQUIRED FOR REGISTRATION:

At the time of Online registration for Diploma Admissions 2026, the candidates will have to upload the scanned copy of the following documents:

1. Photograph (size -10 to 100KB) in JPG format
2. Signature (size -10 to 100KB) in JPG format
3. Marks Card of the qualifying examination (Class X)
4. Certificate to ascertain the category of the candidate i.e.
 - i) APST Certificate for APST candidates.
 - ii) Government Employment Certificate or Temporary Residential Certificate (TRC) issued by First Class Magistrate during 2026 for Non-APST.
5. PwBD certificate, if applicable.

Candidates are also advised to keep the following documents, (in original along with 02 (Two) sets of self-attested photocopies) ready for submission whenever asked for:

1. Pass Certificate of the Qualifying Examination
2. Mark-sheet of the Qualifying Examination
3. School Leaving/ Transfer Certificate
4. Class X Pass Certificate for verification of age
5. Character/ Conduct Certificate from the institution last attended
6. Migration Certificate
7. SC/ST Certificate
8. Parents' Employment Certificate from the appointing authority or Temporary Residential Certificate issued by First Class Magistrate during 2026 as applicable.
9. Permanent Residential Certificate
10. Medical Fitness Certificate

Diploma Engineering (Seats may vary depending upon approval by AICTE)

State of Domicile: - Arunachal Pradesh

Seat matrix

Sl. No.	Name of Course	Name of College	Intake as per AICTE	APST (80%)		OPEN (20%)		Total
				General	PWD	General	PWD	
1	Civil Engineering	Rajiv Gandhi Govt. Polytechnic, Itanagar	30	23	1	5	1	30
2	Civil Engineering	C.P. Namchoom Govt. Polytechnic, Namsai	30	25	1	6	-	30
3	Civil Engineering	Govt. Polytechnic, Dirang	30	25	1	6	-	30
4	Civil Engineering	Govt. Polytechnic, Roing	30	23	1	5	1	30
5	Civil Engineering	Govt. Polytechnic, Pasighat	30	23	1	5	1	30
6	Civil Engineering	Govt. Polytechnic, Ziro	30	23	1	6	-	30
7	Computer Science & Engineering	Rajiv Gandhi Govt. Polytechnic, Itanagar.	40	32	1	7	-	40
8	Computer Science Engineering	Govt. Polytechnic, Pasighat	30	23	1	5	1	30
9	Computer Science Engineering	Govt. Polytechnic, Roing	15	11	1	3	-	15
10	Computer Science Engineering	Govt. Polytechnic, Ziro	30	23	1	6	-	30
11	Electrical & Electronics Engg.	Rajiv Gandhi Govt. Polytechnic, Itanagar	30	23	1	5	1	30
12	Electrical Engineering	C.P. Namchoom Govt. Polytechnic, Namsai	30	23	1	5	1	30
13	Electrical Engineering	Govt. Polytechnic, Dirang	15	11	1	3	-	15
14	Electrical Engineering	Govt. Polytechnic, Roing	15	11	1	3	-	15
15	Electrical Engineering	Govt. Polytechnic, Pasighat	30	23	1	6	-	30
16	Electrical Engineering	Govt. Polytechnic, Ziro	30	23	1	6	-	30
17	Mechanical Engineering	C.P. Namchoom Govt. Polytechnic, Namsai	30	23	1	6	-	30
18	Mechanical Engineering	Govt. Polytechnic, Dirang	15	11	1	3	-	15
19	Travel & Tourism	Rajiv Gandhi Govt. Polytechnic, Itanagar	20	16	1	4	1	20
		Total Seats	510	395	19	95	7	510

CANDIDATE'S CATEGORY

- APST
- Non APST

(Confirm appropriate option)

CONVERSION RULES AS PER STATE GOVERNMENT POLICY

Before allotment of seats in the first round, if the number of registered PWD candidates is less than the seat available for them, PWD seats shall be converted to non PWD separately to the extent of availability of PWD candidates.

If there is any resultant vacancy in the seats reserved for the PWD candidates after the first round of counselling, such seats will be converted to non-PWD seats for the subsequent rounds.

OTHER INSTRUCTIONS

- Status of PWD candidate is to be captured at the time of registration
- Verification of status of PWD to be done before allotment of seats

INSTITUTIONS IN THE STATE WHERE CANDIDATES ARE NOMINATED BY THE DIRECTORATE:**RAJIV GANDHI GOVT. POLYTECHNIC COLLEGE, ITANAGAR:**

Rajiv Gandhi Government Polytechnic (Formerly Arunachal Pradesh Polytechnic) has been set up under the Technician Education Project-III of Ministry of Human Resource Development, Government of India with the financial assistance from World Bank. It is located near Dera Natung Government College in Itanagar.

The institution started functioning from the academic year 2002-03 to generate skilled technicians suitable to the State's Human Resource requirement by offering three year Diploma programmes. The details of the various three year Diploma programmes offered in the institution is as follows:

Sl. No.	Name of the Diploma Programmes	Entry Qualification
1	Civil Engineering	10+
2	Computer Science and Engineering	10+
3	Electrical & Electronics Engineering	10+
4	Travel and Tourism Management	10+

- ✓ Accredited by National Board of Accreditation (NBA)



Features and Facilities available in the institution:

- ✓ External Networking with various Institute/Industries/ Organizations.
- ✓ Customized Short Term Training programs.
- ✓ ISTE Student's Chapter.
- ✓ Entrepreneurship Development Cell.
- ✓ Spacious campus.
- ✓ Separate Hostels for boys and girls.
- ✓ Well Equipped Laboratories and Workshops with Modern equipment and instruments.
- ✓ Central Computing Centre with Networking and Internet facilities.
- ✓ Training & Placement Assistance Cell.
- ✓ Industry Institute Interaction

GOVT. POLYTECHNIC COLLEGE, DIRANG:-

The Polytechnic is located at Namthung village, about 6 kms from Dirang town on way to Sangti village in West Kameng District.

The Polytechnic started functioning from the academic session 2014-15 with the following programmes:

Sl. No.	Name of the Diploma Programmes	Entry qualification
1.	Civil Engineering	10+
2.	Electrical Engineering	10+
3.	Mechanical Engineering	10+



GOVT. POLYTECHNIC COLLEGE, PASIGHAT:-

The Polytechnic is located near the JN College, Pasighat, the district headquarters of East Siang District.

The academics in the Polytechnic started from the academic session 2014-15 with the following programmes:

Sl. No.	Name of the Diploma	Entry qualification
1.	Civil Engineering	10+
2.	Electrical Engineering	10+
3.	Computer Science and Engineering	10+



GOVT. POLYTECHNIC COLLEGE, ROING:-

The Polytechnic is located at Simari village which is about 11 kms from Roing the district headquarters of Lower Dibang Valley District.

The academics of the Polytechnic started from the academic session 2014-15 with the following programmes:

Sl. No.	Name of the Diploma Programmes	Entry qualification
1.	Civil Engineering	10+
2.	Electrical Engineering	10+
3.	Computer Science and Engineering	10+



C.P. NAMCHOOM GOVT. POLYTECHNIC COLLEGE, NAMSAI:-

The Polytechnic is located at Jaipur village, about 6 kms from Namsai, the District headquarters of Namsai District.

The Polytechnic started functioning from the academic session 2014-15 with the following programmes:

Sl. No.	Name of the Diploma Programmes	Entry qualification
1.	Civil Engineering	10+
2.	Electrical Engineering	10+
3.	Mechanical Engineering	10+

**GOVT. POLYTECHNIC COLLEGE, ZIRO:-**

The Polytechnic is located at Jugo-Tajang village, in Ziro, the district headquarters of Lower Subansiri District.

The Polytechnic started functioning from the academic session 2024-25 with the following programmes:

Sl. No.	Name of the Diploma Programmes	Entry qualification
1.	Civil Engineering	10+
2.	Electrical Engineering	10+
3.	Computer Science & Engineering	10+

CONTACT DETAILS OF THE VARIOUS POLYTECHNICS IN THE STATE OF ARUNACHAL PRADESH

Sl. No.	Name of the Polytechnic College	Name & Designation	Contact details
1	Rajiv Gandhi Govt. Polytechnic College, Itanagar	Shri Taba Tath Principal	Mob: 8132884780 Email: principalrggp@gmail.com Email: principal_rggp@yahoo.in Website: www.rggp.ac.in
		Ms. Nyari Tech (Academic Coordinator)	Mob.: 8974719424
		Capt. Palvinder Singh (Admission I/c)	Mob: 9862803070 Email: panvindatoz@gmail.com
2	Govt. Polytechnic College, Pasighat	Shri C. Gogoi, Principal	Mob: 9774047926 Email: gppasighat2014@gmail.com
		Ms. Lijum Sora (Academic Coordinator)	Mob: 9790730166
		Shri. Karni Apang	Mob: 9402471592 / 8787607179
3	C.P. Namchoom Govt. Polytechnic College, Namsai	Shri S. Suresh Kumar Principal	Mob: 9101921644 Email: gpnamsai@gmail.com Website: www.gpnamsai.co.in
		Ms. Yanga Laigi (Academic Coordinator)	Mob: 9362866407
		Mrs. J. Chowlik (Asstt Admission I/c)	Mob: 8132897144
4	Govt. Polytechnic College, Roing	Dr. Abhijit Talukdar Principal	Mob: 9365005949 Email: abhijittalukdar@yahoo.co.uk www.govtpolytechroing.in
		Ms. Osor Pertin (Academic Coordinator)	Mob: 8258042399
5	Govt. Polytechnic College, Dirang	Dr. Anil Choudhary Principal	Mob: 9774321244 Email: anilsa2009@yahoo.in Website: www.gpdirang.in
		Ms. Osu Borang (Academic Coordinator)	Mob: 9612852820/8257073723
6	Govt. Polytechnic College, Ziro	Dr. D. Devarasiddappa Principal	Mobile No. 9591301135
		Dr. Jitu Saikia (Academic Coordinator)	Mob: 9678918468/9436227354